


Autoantibodies in tubulopathies

Primary anti-TBM syndrom, tubulointerstitial nephritis

home

Literature

- Diagnostic marker with pathogenetic significance
 - Diagnostic marker for indicated disease
 - Colored circles indicate markers for primary screening
 - Indicative autoantibody
 - Occasionally associated autoantibodies with marker function for other diseases
 - Autoantibodies, which may be found randomly associated but without disease specificity and without any diagnostic significance for the disease mentioned.
- ▶ Cited **literature** is marked with **red** numbers and linked with the authors given at the end of the document. By clicking the hand symbol () one returns to the top of the table.
- ▶ **Autoantibodies** cited in the following tables are linked with their respective descriptions.
- ▶ The indicated values of **sensitivity** and **specificity** crucially depend on the respective test methods, on genetic and ethno-geographical variables and on the selection of tested patient and control populations, which is reflected by the considerable variations of the indicated data. Therefore the given figures may be regarded as an approximate guide for the selection of adequate tests for a given clinical situation. For this reason also qualitative estimates such as "low", "medium" or "high" were used.



Autoantibodies in tubulopathies




Primary anti-TBM syndrom, tubulointerstitial nephritis

Autoantibodies	Sens [%]	Spec [%]	Disease associations
● Tubular basement membrane			

Table in progress

[Index of diseases](#)

[Abbreviations](#)



Autoantibodies in tubulopathies




Abbreviations

Sens	Sensitivity
Spec	Specificity

[Index of diseases](#)

[Beginning of table](#)



Autoantibodies in tubulopathies



Literature

1